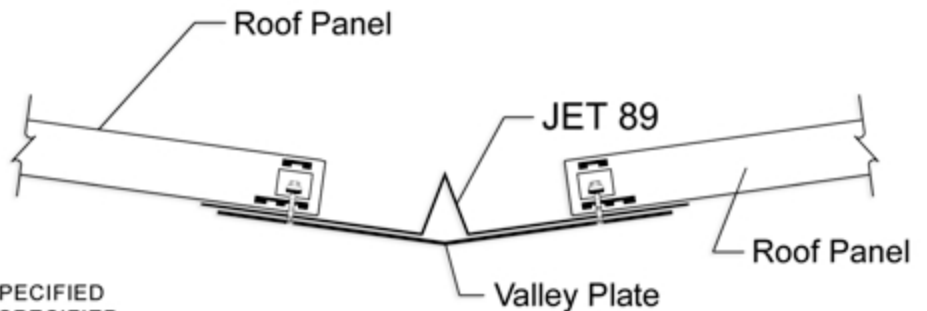
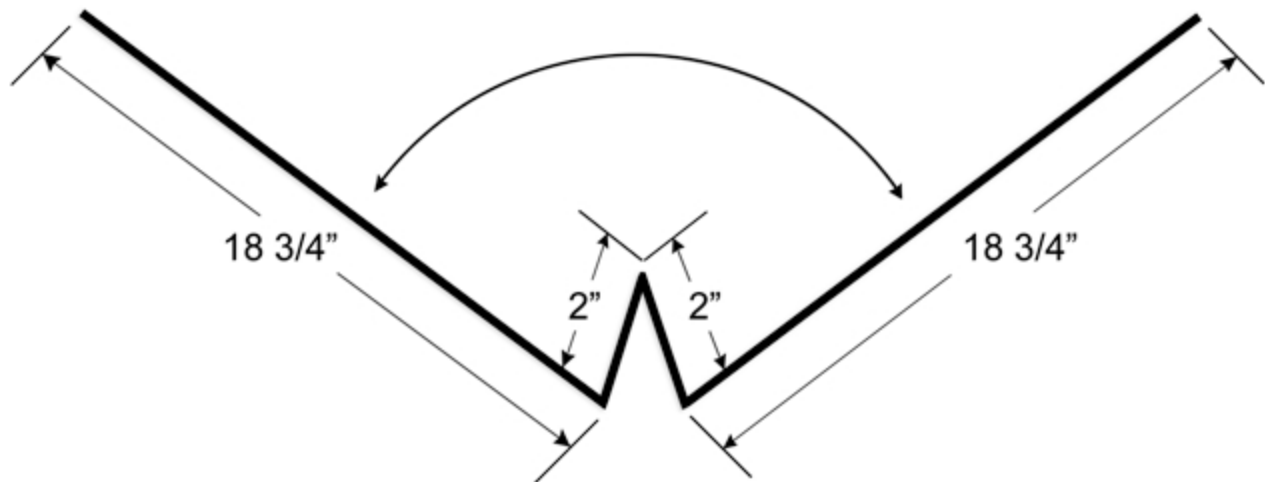
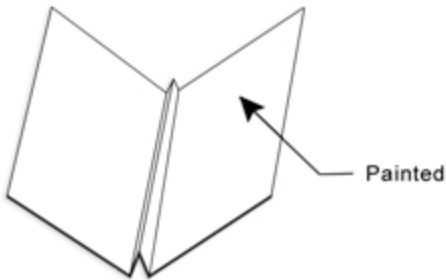


COMMERCIAL EXTENDED VALLEY JET-89

Pitch Chart	
1:12	94°
2:12	99°
3:12	104°
4:12	108°
5:12	112°
6:12	116°
7:12	120°
8:12	123°
9:12	126°
10:12	128°
11:12	132°
12:12	135°



NOTES:

1. ALL ANGLES TO BE 90° UNLESS OTHERWISE SPECIFIED
 2. ALL RADIUS TO BE 1/16" UNLESS OTHERWISE SPECIFIED.
 3. ALL HEMS TO BE CLOSED UNLESS OTHERWISE SPECIFIED.
- BLANK SIZE - .023, .019, .015, X 3" +0 -1/16"
MATERIAL LENGTH TO BE 120" +/- 1/4" UNLESS OTHERWISE SPECIFIED..



JET METALS, L.L.C.

DRAWING NAME:
JET-89 Extended
Valley

Tolerances:
Fractional +0 -1/16" Angles +/- 3°
Twist/Ski 1/8" in 3ft
Straightness/Camber 1/4" in 10ft

Approved By:
EMB

A

DRAWING NUMBER: JET-89

REV:
0

PAINT:

DRAWN BY:
Off Balance Digital Art

DATE: 03/10/07